

2.1.6 NOVA

Compact and Durable Power / Energy Meter

- Compact and durable
- Compatible with all standard Ophir sensors: thermal, pyroelectric* and photodiode
- Single shot energy measurement with thermal sensors
- Optional RS232 interface with StarCom PC application and LabVIEW driver (see pages 194-200)
- Power and energy logging with graphical display and statistics
- Power averaging
- Easy to use soft keys, menu-driven
- Screen graphics
- Backlight and rechargeable battery
- Analog output
- EMI rejection

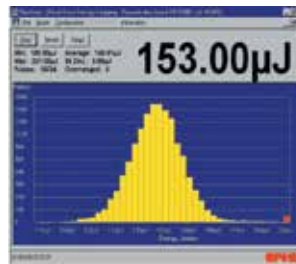


Compatible with the complete range of Ophir thermal (power and energy), pyroelectric and photodiode sensors, Nova is truly versatile: measuring power or energy from pJ and pW to hundreds of Joules and thousands of Watts. With the optional scope adapter, you can connect your pyro sensor to an oscilloscope and see every pulse up to the maximum frequency permitted by the sensor.

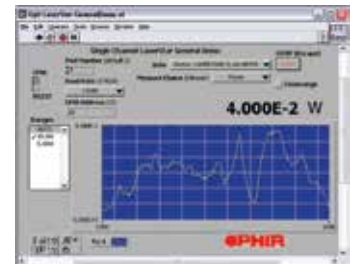
Smart connector sensors automatically configure and calibrate Nova when plugged in. Soft keys guide you through the screen graphics. Finished working? Your configuration can be saved for future use.

Nova's autoranging tune screen displays laser power graphically and displays maximum power. Zoom and time scale can be adjusted by user.

The optional RS232 interface and StarCom PC software allow on-line processing of data or processing previously stored data; results are displayed graphically on a PC. To support PC interfacing, LabVIEW drivers are provided.



StarCom Software



LabVIEW

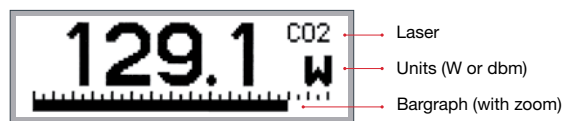
Selected Screens

Digital Power Screen

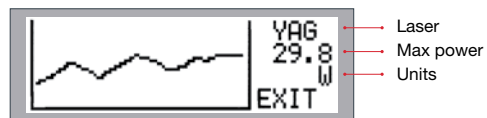
- CW industrial, medical and scientific lasers
- pW to multi kW with appropriate sensors

Laser Tuning Screen or Power Log Screen (not shown)

- Maximizing laser power
- User selected time period and zoom



Press Menu button or soft keys to make legends visible (not shown).



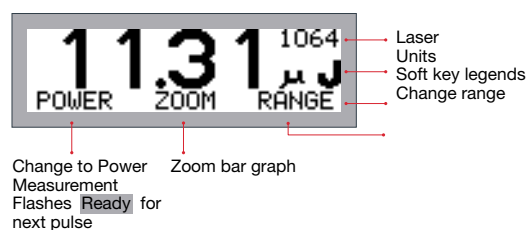
Press Menu button or soft keys to make legends visible.



* PE-C series of pyroelectric sensors are compatible with Nova, when used with an additional adapter (P/N 7Z08272) – see page 141.

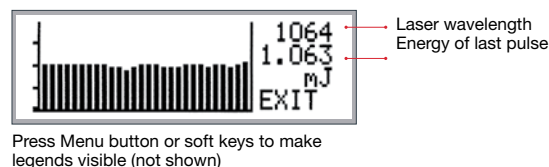
Energy Measurement Screen

- Pyroelectric and thermopile sensors-single pulse
- Pyroelectric frequency measurement (not shown)



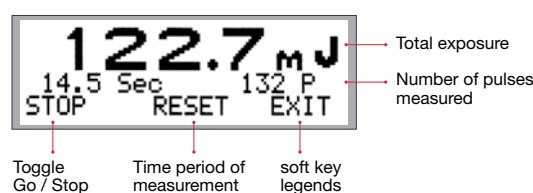
Energy Log Screen

- Pyroelectric sensors
- Thermopile sensors-successive single pulses
- Continuous scroll
- Energy statistics



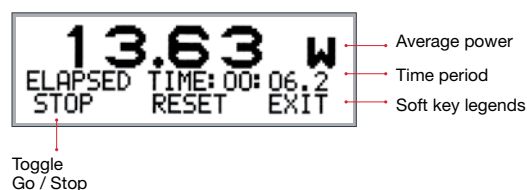
Pyroelectric Exposure Screen

- Sum or average energies over user selected time period / number of pulses
- Medicine, photolithography



Average Screen

- Thermopile, photodiode and pyroelectric sensors (Does not operate with PE-C series of pyroelectric sensors)
- Periodic (1/3 sec to 30 sec) or continuous (10 sec to 1 hour) average for fast-changing or slow-changing laser



Specifications

Power Meter	High legibility 32 x 122 pixel graphics supertwist LCD with switchable electroluminescent backlight. Large 12mm digits.
Features	Many screen features: including power with bar graph, energy, average, exposure, frequency, graphs, and more.
Outputs	RS232 and analog output 1V f.s. (optional)
Screen Refresh	15 times / sec.
Case	Molded high-impact plastic with kickstand and EMI conductive shielding, to allow use even in proximity to pulsed lasers.
Size	Very compact: 205mm L x 95mm W x 39mm H.
Weight	0.550 kg
Battery	Rechargeable 12 volts. 22 hours use between charges. The charger can be ordered from your local distributor. The charger also functions as AC adapter.
Data Handling	Data can be viewed on board or transmitted to PC: On Board: Max data logging rate >10 points/s Transmitted to PC: Data transmission rate of ~50 points/s. RS232 baud rate of 19200
Sensor features	Works with standard Thermal ^(a) , Pyroelectric ^(b) and Photodiode ^(c) sensors.
Program features	Preferred startup configuration can be set by user. User can recalibrate power or energy. Response time. Zero offset.
Compliance	CE, UKCA, China RoHS

Note: (a) When operating with BeamTrack sensors, measures Power & Energy only

Note: (b) In order to operate with the new Pyroelectric (PE-C series) sensors, Nova needs an adapter (see ordering information below)

Note: (c) Not including PD300RM sensors

Ordering Information

Item	Description	Ophir P/N
Nova	Nova power meter for standard thermal, pyroelectric and photodiode sensors	7Z01500
Nova PE-C Adapter	Adapter to allow Nova to operate with PE-C series pyroelectric sensors. Plugs between Nova D15 socket and PE-C D15 plug	7Z08272
Carrying Case	Carrying case 38x30x11cm. For display and up to three sensors	1J02079
Nova RS232 assemblies - allow Nova power meter to communicate with PC and be controlled by PC		
Nova RS232 Assembly	RS232 adapter with standard 2 meter cable (including software) (see page 185)	7Y78105 ^(a)
Nova RS232 Assembly	RS232 adapter with 5 meter cable (including software)	7Y71052 ^(b)
Nova RS232 Assembly	RS232 adapter with 8 meter cable (including software)	7Y71051 ^(c)
Battery Pack	Replacement battery pack for Nova	7E14005A
N Polarity Power Supply/Charger	Power Supply/Charger AC/DC 12V 2A N-2.1x5.5 (1 unit supplied with Nova)	7E05029
Standard Analog Output Connector	2.5mm mono jack (1 unit supplied with Nova)	7E02008

Note: (a) P/N 7Y78105 replaces P/N 78105

Note: (b) P/N 7Y71052 replaces P/N 781052

Note: (c) P/N 7Y71051 replaces P/N 781051